

ALPHABETIMALS™




**PHOTO
SAFARI**





Instructions

For 2 - 6 players, ages 4 +



“Alphabetimals Photo Safari” plays very similarly to “Old Maid”. Players try to make pairs of upper- and lowercase letters. When all the letters in the alphabet have been paired up, the player holding Albert must recite the whole alphabet.

To start, the dealer deals all of the cards to the players. Some players may have more cards than others; this is OK. Players look at their cards and lay down any letter pairs they have, face up. When laying down their cards, players should say the name of the letter.



Beginning with the dealer, each player takes turns offering his or her hand, face-down, to the person on his or her



continued on the back...

...continued from the front.

left. That person selects a card and adds it to his or her hand. This player then sees if the selected card makes a pair with their original cards. If so, the pair is lain down face up.

The player who just took a card then offers his or her hand to the person to their left and so on. A player is allowed to shuffle his hand before offering it to the player on their left.

Once a player has made pairs out of all of the cards in his or her hand, that player is “out” and is safe from ending up with Albert. Play continues until all players are “out” except the player holding Albert, who then recites the alphabet.