

HOW TO PLAY

Goal Build stacks of delicious cakes together. Fill the most orders to win!

Start the Game Set the rules & *Top Baker* cards aside, stack all order cards face up, then shuffle the deck. Deal 3 cards face down to each player. Set the deck face down. The player left of the dealer goes first.

Start Your Turn Play or discard a card from your hand or fill an order. *You may not skip your turn.*

Cakes Play face up in the middle of the table as a new stack **or** on top of another (up to 4 stacks of 8 cakes each). *You may not discard cakes.*

Actions Play face up to mix up cakes (or other players!) then discard.

Orders From available orders, find cakes in a stack that match an order pattern. If you do, place that order card face up in front of you and discard any cakes you used to fill it.

HOW TO PLAY (CONT.)

End Your Turn You may play or discard cards in your hand or fill more orders. When you're done, draw cards until you have 3 in your hand. *If you run out of cards, shuffle the discards into a new deck and continue to draw.* The next player starts their turn and play continues.

End the Game Keep track of your score with the order cards in front of you. If you have **10+ points**, you win the round. Gain a *Top Baker* star and start again. **The first player to get 2 stars wins the game!**


Thank You! Next visit gobico.com for gameplay videos, support & games. Follow [@gobico](https://twitter.com/gobico) for news & updates.




Crazy Cake Bakery is a trademark of Gobico LLC. © 2017 Gobico LLC, all rights reserved.

HOW TO SET UP THE TABLE

1. Set the deck face down & discards face up, on the side but within reach.



2. Leave room for cakes in the middle. On their turn, any player may add cakes to the top of a stack, move them as directed by action cards, or use them to fill orders.



3. Make 5 stacks of order cards, one for each type, all face up.




HOW TO FILL AN ORDER

1. Match cakes in any sequence:



BUT they must be together:



2. Place the order card in front of you and discard the cakes you used.

3. Slide any top cakes down to fill the gap left by your order. *You may fill more orders in your turn if possible.*